



DIN 41612 CONNECTORS

TYPE C: MALE AND FEMALE

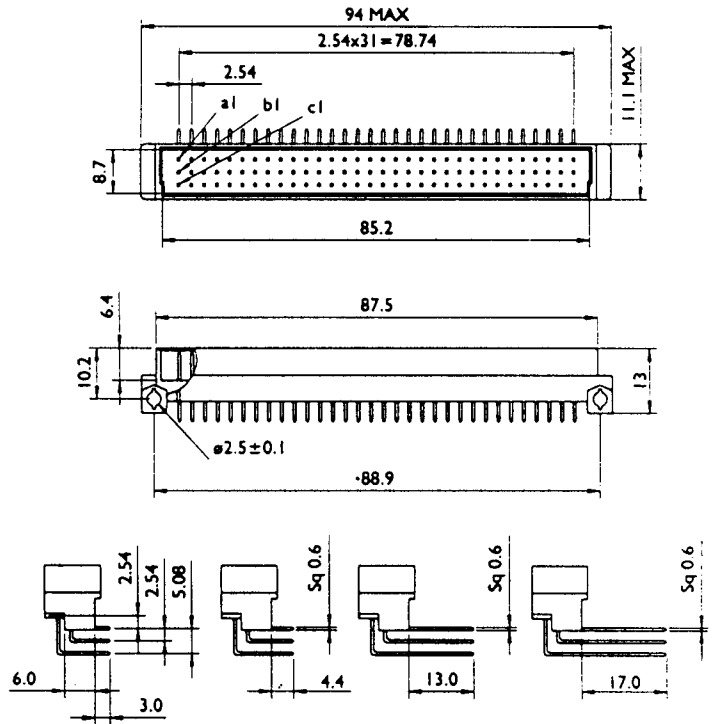
CENTURY INTERCONNECT PRODUCTS Distributed by Electro-Stock, Inc. sales@electrostock.com
630-682-1542 Fax 630-682-1562 http://www.electrostock.com

ORDERING INFORMATION

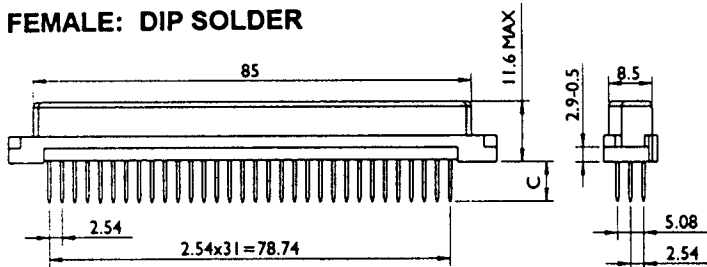
C126 - XX - X - XX - XX - X
1 2 3 4 5 6

- 1...Series Type C DIN 41612 connectors
- 2...Number of Contacts
 - 32...2 X 16, rows A and C, even positions only
 - 48...3 X 16, rows A, B and C, even positions only
 - 64...2 X 32, rows A and C
 - 96...3 X 32, rows A, B and C
- 3...Connector Type
 - 1...Female (straight)
 - 2...Male (right angle)
- 4...Contact Configuration
 - Female (straight):
(Dimension C)
 - 10...2.5mm DIP solder
 - 20...4.0mm DIP solder
 - 30...5.0mm DIP solder
 - 40...7.4mm DIP solder
 - 50...5.0mm compliant pin press-fit
 - 60...13.0mm compliant pin press-fit
 - 70...17.0mm compliant pin press-fit
 - Male (right angle):
 - 10...3.0mm DIP solder
 - 20...4.4mm DIP solder
 - 30...13.0mm DIP solder
 - 40...17.0mm DIP solder
- 5...Contact Plating Class
 - 10...Class III, tin/lead tail
 - 20...Class II, tin/lead tail
- 6...Options
 - Blank...Through-hole mounting
 - A...Board locks
 - B...First mate, last break pin positions, male only
 - C...Last mate, first break pin positions, male only

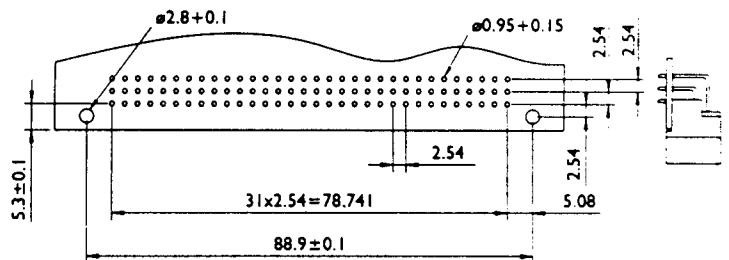
MALE: RIGHT ANGLE



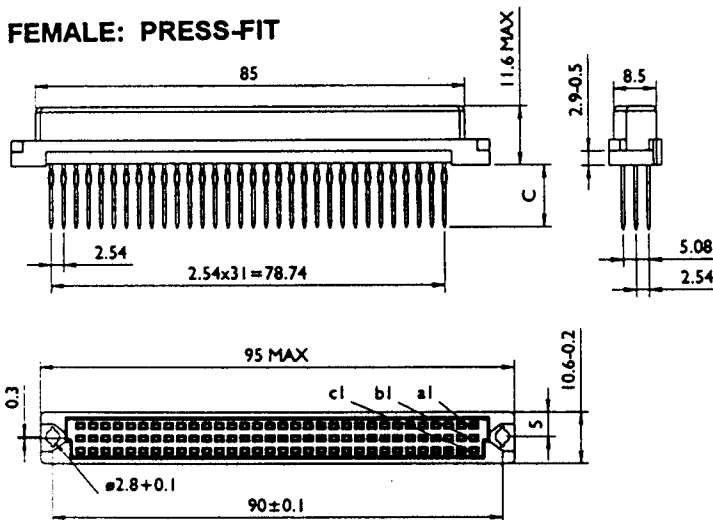
FEMALE: DIP SOLDER



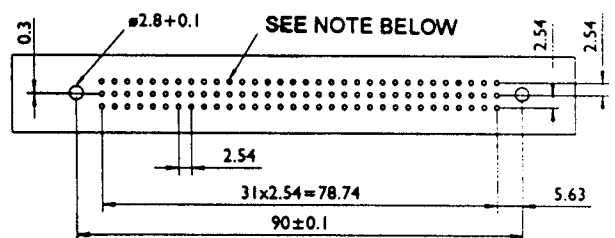
PCB LAYOUT: MALE



FEMALE: PRESS-FIT



PCB LAYOUT: FEMALE



Press-fit hole diameter: 1.0 +0.09/-0.06
DIP solder hole diameter: 0.95 +0.15