

6

5

4

3

2

1

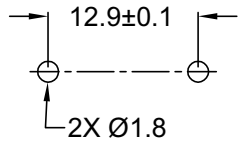
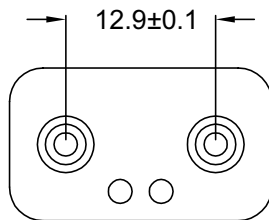
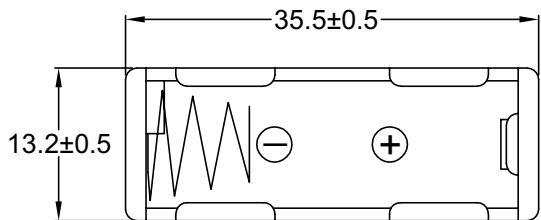
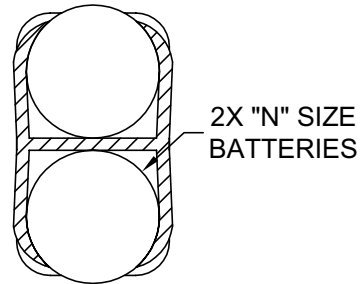
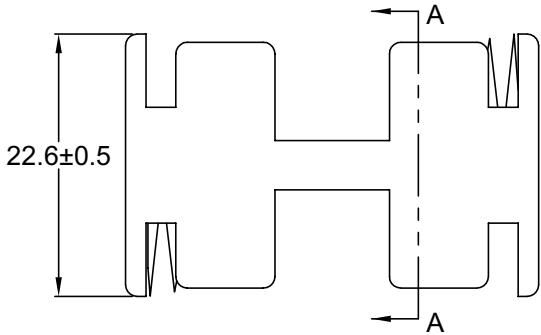
MATERIAL AND FINISH

Insulator: Impact resistance Polypropylene, black, UL-94V-HB rated  
 PDSN-25A (wire leads): PVC, 26 AWG  
 Contact & terminals:  
 PDSN-25C: Brass, Nickel plated  
 PDSN-25D: Steel, Nickel plated

Spring: Spring Steel, Nickel plated imbedded in Polypropylene

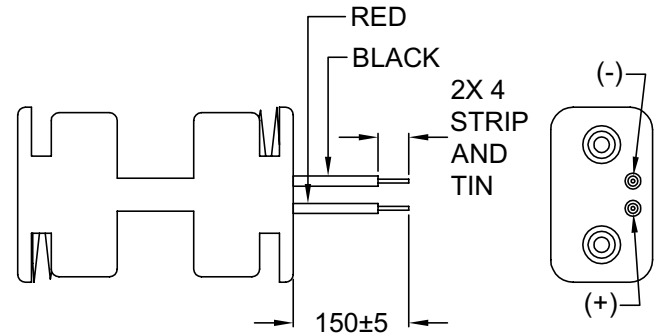
ENVIRONMENTAL:  
 Operating temperature: -5°C to +83°C

SECTION A-A

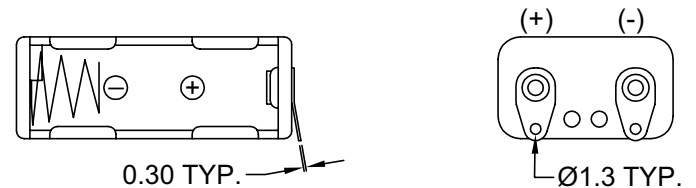


RECOMMENDED PCB LAYOUT FOR PDSN-25D

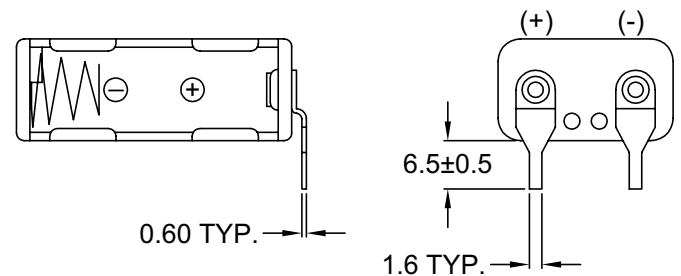
Distributed by Electro-Stock, Inc. sales@electrostock.com  
 630-682-1542 Fax 630-682-1562 http://www.electrostock.com



PDSN-25A WIRE LEADS



PDSN-25C SOLDER LUGS



PDSN-25D PCB PINS

REV	DATE	CHANGE	CHNG	CHECK	APPR

TOLERANCE UNLESS OTHERWISE SPECIFIED		
X	±	1
X.X	±	0.4
X.XX	±	0.20
DRAWN BY	GQ	DATE: 06/05/02
CHECK BY	TD	DATE: 06/05/02
APPR BY	PB	DATE: 06/05/02

**Power Dynamics, Inc.**  
 Phone: 973 560-0019 Whippany, New Jersey Fax: 973 560-0076

PART: 2 CELL TYPE "N" BATTERY HOLDER  
 SIDE BY SIDE

**PDSN-25X**

SCALE: NTS

ALL DIMENSIONS FOR REFERENCE ONLY  
 DIMENSIONS ARE IN MILLIMETERS

SHEET 1 of 1

6

5

4

3

2

1