

MATERIAL AND FINISH

Insulator: Polycarbonate, UL-94V-0 rated  
Pin contact: Bronze Nickel plated  
Terminals: Bronze, Silver over Nickel plated

Distributed by Electro-Stock, Inc. sales@electrostock.com  
630-682-1542 Fax 630-682-1562 http://www.electrostock.com

MECHANICAL SPECIFICATIONS:

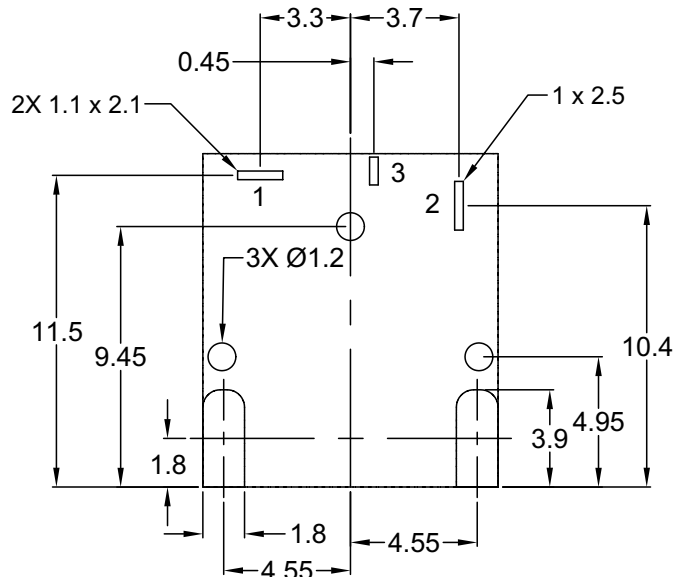
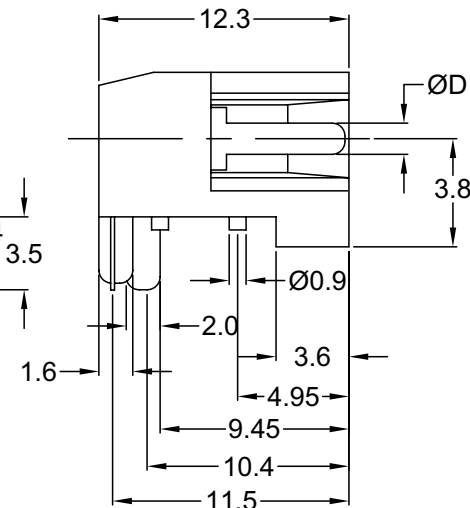
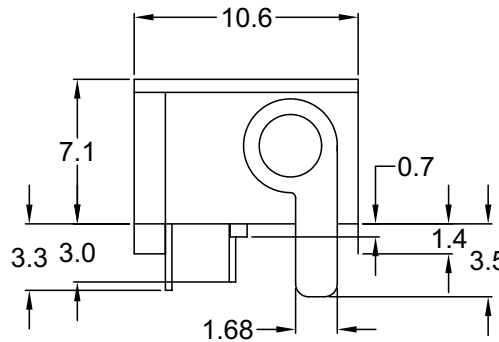
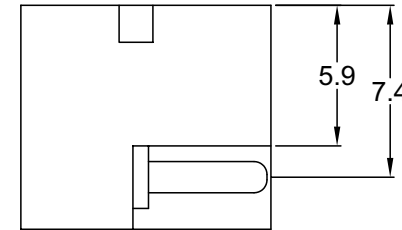
Insertion force: 0.3kg - 1kg  
Withdrawal force: 0.2kg - 0.8kg  
Durability (loaded test): 3000 cycles @ 20 cycles/min of insertion and withdrawal.  
Soldering temperature: 200°C 6s

ELECTRICAL SPECIFICATIONS:

Rated current: 1A  
Rated voltage: 30VDC  
Insulation resistance: 60 Mohm @ 500VDC  
Dielectric withstanding voltage: 500VAC for one minute  
Contact resistance: 30 mohm max

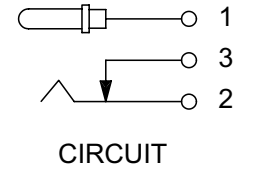
ENVIRONMENTAL:

Operating temperature: -10°C to +60°C



RECOMMENDED PCB LAYOUT (TOP VIEW)

PART NUMBER	PIN ØD
DC-001-A-RRPN	2.0mm
DC-001-C-RRPN	2.3mm
DC-001-B-RRPN	2.5mm



CIRCUIT

TOLERANCE UNLESS OTHERWISE SPECIFIED	
X	± 1
X.X	± 0.4
X.XX	± 0.20

DRAWN BY	TD	DATE:	03/16/99
CHECK BY	TD	DATE:	03/16/99
APPR BY	SS	DATE:	3/16/99

**Power Dynamics, Inc.**  
Phone: 973 560-0019 Whippany, New Jersey Fax: 973 560-0076

PART: DC POWER JACK  
PIN DIA 2.0, 2.3, 2.5

PART #: DC-001-X-RRPN		SHEET 1 of 1
SIZE: A	ALL DIMENSIONS FOR REFERENCE ONLY DIMENSIONS ARE IN MILLIMETERS	REV: B
SCALE: NTS		

REV	DATE	CHANGE	CHNG CHECK		APPR
			TD	SS	
A	3/16/99	ADD UL-94V-0 RATED	TD	SS	PB
B	2/17/01	UPDATED & REVISED	TD	SS	PB