

6

5

4

3

2

1

MATERIAL AND FINISH

Insulator: Polycarbonate, UL-94V-0 rated
Contacts: Brass, Tin Plated

ELECTRICAL SPECIFICATIONS:

Current rating: 10 A/15 A
Voltage rating: 250 VAC
Insulation resistance: 100 Mohm min. at 500 VDC
Dielectric withstanding voltage: 2000 VAC for one minute

ORDERING CODE:

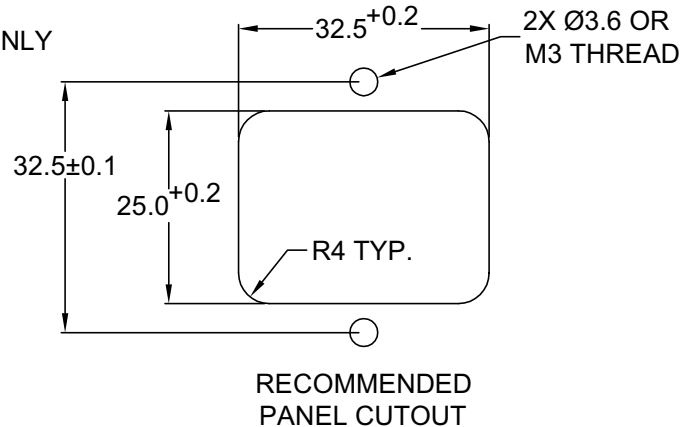
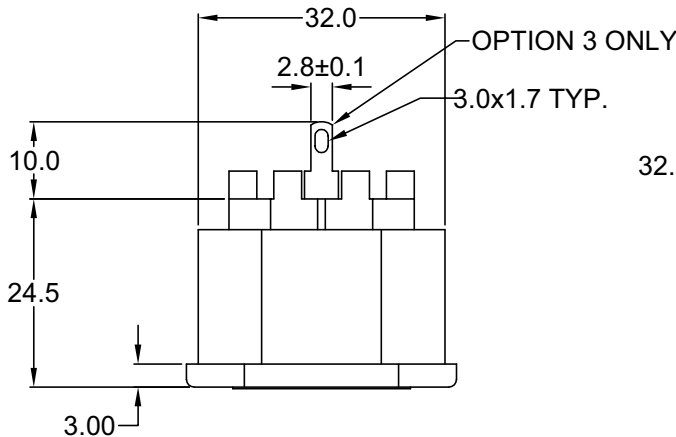
43R09-2 $\frac{1}{4}$ $\frac{2}{2}$

- 1) COLOR
1 = BLACK
2 = GRAY

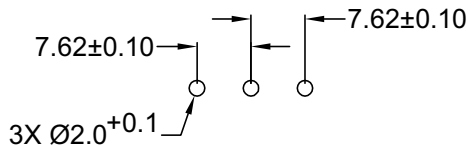
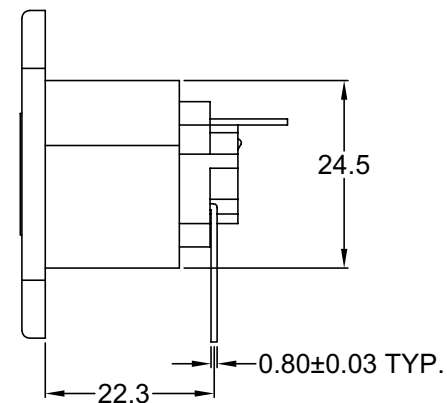
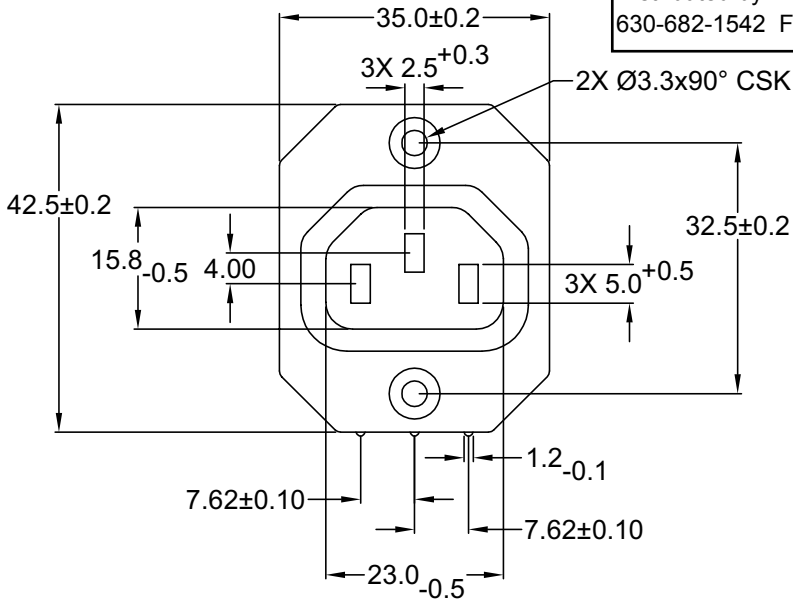
2) ELECTRICAL CIRCUIT CONFIGURATION

2 = 10A 250V 70°C
15A 250V 70°C
2+GROUND

3 = 10A 250V 70°C
15A 250V 70°C
2+GROUND
with additional
solder terminal on
ground



Distributed by Electro-Stock, Inc. sales@electrostock.com
630-682-1542 Fax 630-682-1562 http://www.electrostock.com



RECOMMENDED PCB LAYOUT

TOLERANCE UNLESS OTHERWISE SPECIFIED	
X	± 1
X.X	± 0.4
X.XX	± 0.20
DRAWN BY	GQ
CHECK BY	TD
APPR BY	PB
DATE:	10/10/01
DATE:	10/11/01
DATE:	10/11/01

Power Dynamics, Inc.

Phone: 973 560-0019 Whippany, New Jersey Fax: 973 560-0076

PART: 10A/15A IEC 60320 APPL. OUTLET; R/A DOWNWARD PC TERMINALS; CROSS FLANGE, PANEL MOUNT

PART #: 43R09-2X4X		SHEET 1 of 1
SIZE: A	ALL DIMENSIONS FOR REFERENCE ONLY DIMENSIONS ARE IN MILLIMETERS	
SCALE: NTS	REV:	

D

C

B

A

REV	DATE	CHANGE	CHNG	CHECK	APPR

6

5

4

3

2

1