

10 Amp Subminiature PCB Power Relay

PC835



FEATURES

- 10 Amp continuous contact capacity
- 1 Form A & 1 form C contact forms
- Smallest 10 Amp relay
- Class "B" insulation standard
- Sensitive version available
- 3.5 Kv dielectric between coil and contacts
- Sealed, immersion cleanable



File # E93379

UL/CSA RATINGS

Load Type	All Forms All Contacts
General Use	10 Amps @ 125 VAC, 5 Amps @ 250 VAC @ 30 VDC
Resistive	10 Amps @ 125 VAC, 5 Amps @ 250 VAC @ 30 VDC
TV	5 Amps @ 125 VAC
Motor	1/4 HP @ 250 VAC

CONTACT DATA

Material	AgCdO (Silver Cadmium Oxide) AgSnOInO (Silver Tin Indium Oxide)	
Initial Contact Resistance	100 milliohms max @ 0.1A, 6VDC	
Service Life	Mechanical	1 X 10 ⁷ Operations
	Electrical	1 X 10 ⁵ Operations

Note: Sensitive relay (0.2 W) rated 3 Amps 250 VAC/30 VDC

CHARACTERISTICS

Operate Time	10 ms. Max.
Release Time	4 ms. Max.
Insulation Resistance	100 megohms min, at 500VDC, 50%RH
Dielectric Strength	3500 Vrms, 1 min. between coil and contacts, 1 form A 2800 Vrms, 1 min. between coil and contacts, 1 form C 1000 Vrms, 1 min. between open contacts
Shock Resistance	10 g, 11ms, functional; 100 g, destructive
Vibration Resistance	DA 1.5 mm, 10 - 55 Hz
Power Consumption	.45W or .20W
Ambient Temperature Range	-40 to 70 C operating for class B, -40 to 130 C storage
Weight	6 grams approx.

ORDERING INFORMATION

Example:	PC835	-1C	-12	S	F	-H
Model						
Contact Form	1A, 1C					
Coil Voltage						
Enclosure	S: Sealed; C: Flux Free					
Insulation System	Nil: Class B (125 degrees C), F: Class F (155 degrees C)					
Coil Sensitivity	Nil: Standard .45 W, H: Sensitive .2 W					

Distributed by Electro-Stock, Inc. sales@electrostock.com 630-682-1542 Fax 630-682-1562 http://www.electrostock.com

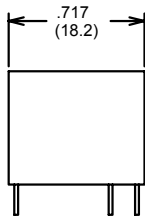
COIL DATA

Coil Voltage	Resistance ohms $\pm 10\%$		Must Operate Voltage Max. (VDC)	Must Release Voltage Min. (VDC)		
	Standard Coil	Sensitive Coil				
3	20	0.45 W	45	0.20 W	2.25	0.15
5	56		125		3.75	0.25
6	80		180		4.50	0.30
9	180		400		6.75	0.45
12	320		720		9.00	0.60
18	720		1620		13.50	0.90
24	1280		2800		18.00	1.20
48	5100		Not Available		36.00	2.40

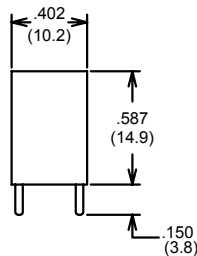
Dimensions in Inches (millimeters)

1 FORM A

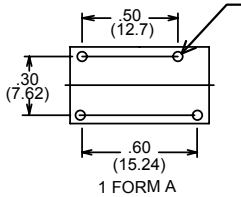
Side View



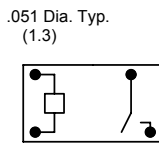
End View



**Bottom View
PC Board Layout**




Wiring Diagram



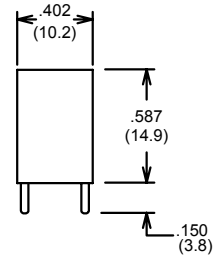
1 FORM A

1 FORM C

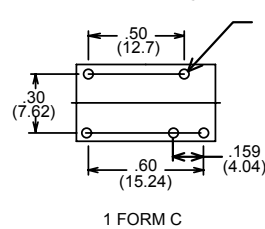
Side View



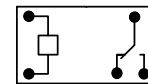
End View



**Bottom View
PC Board Layout**



Wiring Diagram



1 FORM C

Notes:

Tolerances $\pm .010$ unless otherwise noted



Distributed by Electro-Stock, Inc. sales@electrostock.com 630-682-1542 Fax 630-682-1562 http://www.electrostock.com