



ROSE+BOPLA
ENCLOSURES

A PHOENIX MECANO COMPANY

Executive ABS Enclosures Product Drawings Last Updated 1/6/2006

Distributed by Electro-Stock, Inc.
sales@electrostock.com
630-682-1542 Fax 630-682-1562
<http://www.electrostock.com>

Dimensional Drawings



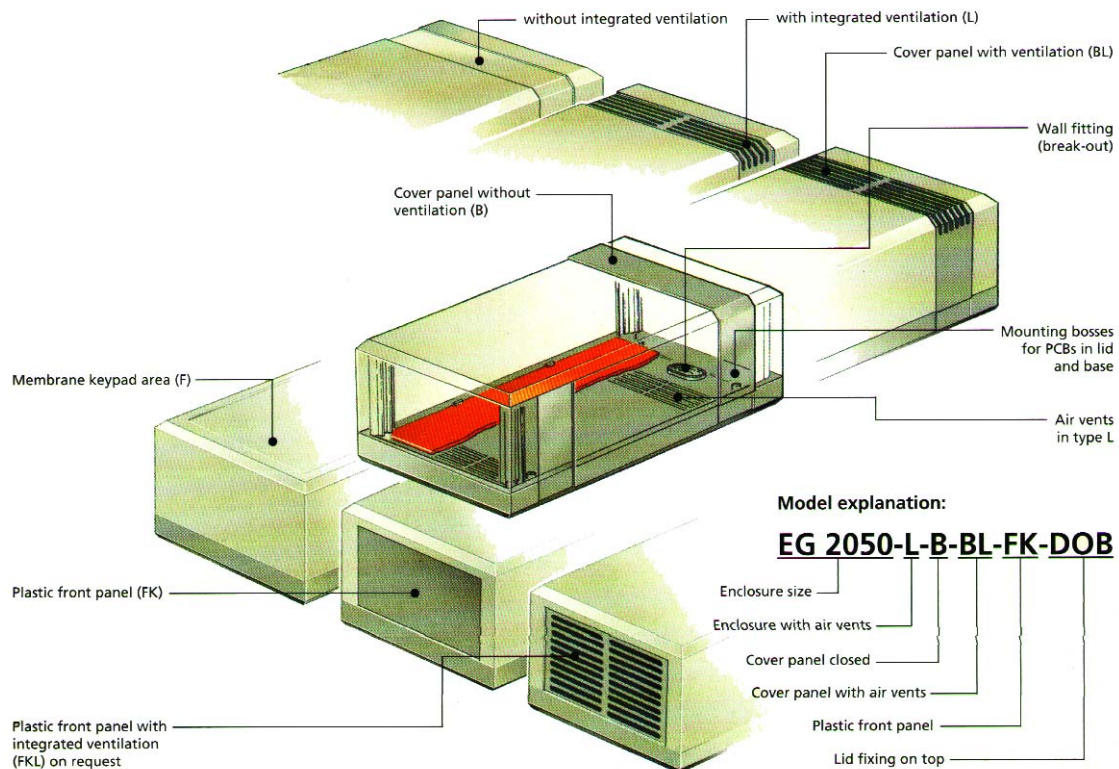
The **Executive** series consists of small plastic boxes with beveled edges and concealed assembly hardware secured from the rear. Housings are available in 11 sizes. Material is impact

Executive Enclosures

resistant polystyrene. Options include ventilation, medium gray color band on upper section, plastic or anodized aluminum end panels, gasketing and front access lid screws (for wall-mount applications). Internal mounting bosses (upper and lower) accept self-tapping screws. A clip-in mounting plate is also available for the lower section. Bases have keyhole knockouts for wall-mounting. Each Executive enclosure consists of an upper section in light gray, a lower section in medium gray and M3 assembly hardware.

TECHNICAL DATA:

- Color: Upper section, Light Gray (RAL 7035); Lower section Medium Gray (RAL 7038).
- Material: Impact resistant/polystyrene. See Polystyrene specifications in the Technical Information Chapter.
- Protection Classification: IP 40 DIN EN 60529, Dustproof.
- Flammability: UL 94 HB/1.47.
- Surface Resistance: 10^{13} Ohm to DIN 53482.



Executive Enclosures					
Part Number	Length (Inches/mm)	Width (Inches/mm)	Height (Inches/mm)	Weight	Drawing Page #
EG 1030	3.94 / 100	2.13 / 54	1.18 / 30	.14 lbs	17-88
EG 1040	3.94 / 100	2.13 / 54	1.57 / 40	.18 lbs	17-88
EG 1230	4.92 / 125	2.64 / 67	1.18 / 30	.19 lbs	17-88
EG 1240	4.92 / 125	2.64 / 67	1.57 / 40	.22 lbs	17-88
EG 1250	4.92 / 125	2.64 / 67	1.97 / 50	.25 lbs	17-88
EG 1530	5.91 / 150	3.23 / 82	1.18 / 30	.24 lbs	17-88
EG 1545	5.91 / 150	3.23 / 82	1.77 / 45	.30 lbs	17-88
EG 1560	5.91 / 150	3.23 / 82	2.36 / 60	.36 lbs	17-88
EG 2030	7.87 / 200	4.41 / 112	1.18 / 30	.41 lbs	17-88
EG 2050	7.87 / 200	4.41 / 112	1.97 / 50	.53 lbs	17-88
EG 2070	7.87 / 200	4.41 / 112	2.76 / 70	.62 lbs	17-88

Executive Enclosures with Membrane Lid					
Part Number	Length (Inches/mm)	Width (Inches/mm)	Height (Inches/mm)	Weight	Drawing Page #
EG 1230 F	4.92 / 125	2.64 / 67	1.22 / 31	.19 lbs	17-88
EG 1240 F	4.92 / 125	2.64 / 67	1.61 / 41	.22 lbs	17-88
EG 1250 F	4.92 / 125	2.64 / 67	2.01 / 51	.25 lbs	17-88
EG 1530 F	5.91 / 150	3.23 / 82	1.22 / 31	.24 lbs	17-88
EG 1545 F	5.91 / 150	3.23 / 82	1.77 / 46	.30 lbs	17-88
EG 1560 F	5.91 / 150	3.23 / 82	2.40 / 61	.36 lbs	17-88
EG 2030 F	7.87 / 200	4.41 / 112	1.22 / 31	.41 lbs	17-88
EG 2050 F	7.87 / 200	4.41 / 112	2.01 / 51	.53 lbs	17-88
EG 2070 F	7.87 / 200	4.41 / 112	2.80 / 71	.62 lbs	17-88



Note: Dimensions are external. Metric is the primary dimension. Inch conversions and weights are for the user's convenience and are for reference only. Accessories shown on drawing page.

To specify options, add suffix to the end of part number:

- L= ventilation
- B= medium gray color band on upper section
- L-BL= lower section with ventilation, color band with ventilation
- FK= medium gray plastic end panel
- BFK= with color band and plastic end panel
- DOB= front access lid screws (factory installation recommended)

Also note: EG 1030, 1040, 1230, 1530, 2030 do not have removable end panels. L, B, L-BL, BFK options not available for EG 1030, 1040 sizes. Other options available upon request.

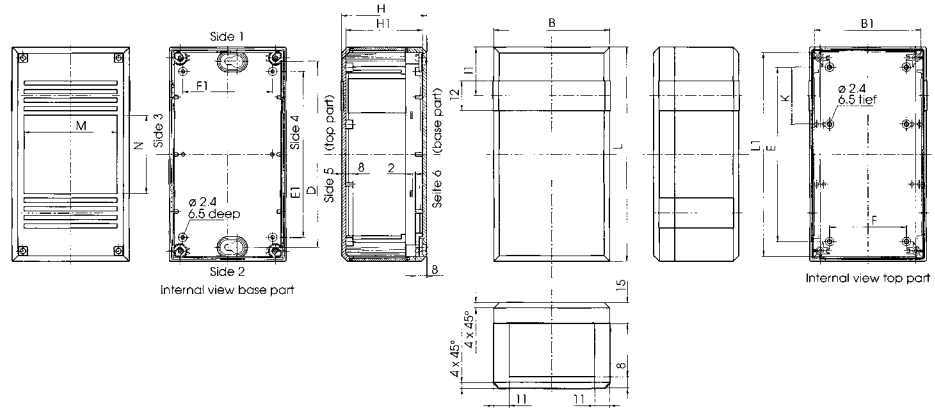
Executive Enclosures											
Accessories	Enclosures										
	EG 1030	EG 1040	EG 1230	EG 1240	EG 1250	EG 1530	EG 1545	EG 1560	EG 2030	EG 2050	EG 2070
EG-M 10 Mounting Plate in laminated paper (Pertinax)	•	•									
EG-M 12 Mounting Plate in laminated paper (Pertinax)			•	•	•						
EG-M 15 Mounting Plate in laminated paper (Pertinax)						•	•	•			
EG-M 20 Mounting Plate in laminated paper (Pertinax)									•	•	•
EG-WL Set of wall brackets including accessories. 1 set= 4 pieces	•	•	•	•	•	•	•	•	•	•	•
E-WL DO Set of wall brackets including accessories. 1 set= 4 pieces, use with lid fixing from top	•	•	•	•	•	•	•	•	•	•	•
EG-SA Set of screw covers	•	•	•	•	•	•	•	•	•	•	•
EG-AK Set of covers for suspension holes	•	•	•	•	•	•	•	•	•	•	•
EG-F 1240 Front or rear panel in anodized aluminum, 1mm.				•							
EG-F 1250 Front or rear panel in anodized aluminum, 1mm.					•						
EG-F 1545 Front or rear panel in anodized aluminum, 1mm.							•				
EG-F 1560 Front or rear panel in anodized aluminum, 1mm.								•			
EG-F 2050 Front or rear panel in anodized aluminum, 1mm.										•	
EG-F 2070 Front or rear panel in anodized aluminum, 1mm.											•
EG-DO 30 Fastening kit for enclosure lid, from top. Including top-4 screws, brushes.			•			•					
EG-DO 40 Fastening kit for enclosure lid, from top. Including top-4 screws, brushes.			•			•					
EG-DO 45 Fastening kit for enclosure lid, from top. Including top-4 screws, brushes.			•			•					
EG-DO 50 Fastening kit for enclosure lid, from top. Including top-4 screws, brushes.			•			•					
EG-DO 60 Fastening kit for enclosure lid, from top. Including top-4 screws, brushes.			•			•					
EG-DO 70 Fastening kit for enclosure lid, from top. Including top-4 screws, brushes.			•			•					
EG-SV Snap locking kit to facilitate easy removal of lid	•	•	•	•	•	•	•	•	•	•	•
EG-WZ Press in tool	•	•	•	•	•	•	•	•	•	•	•
EG-GF Set of rubber feet	•	•	•	•	•	•	•	•	•	•	•

EG 1030/1040/1230/1240/1250

<p>Standard Features</p> <ul style="list-style-type: none"> • Assembly Hardware
<p>Accessories</p> <ul style="list-style-type: none"> • WL 1230 EG Wall mounting brackets (set of 4) • SA 1230 EG Base screw covers (set of 4) • AK 1230 EG Keyhole knockout covers (set of 2) • MP 10 EG Mounting plate for EG 1030-1040 • MP 12 EG Mounting plate for EG 1230-1250 • S 1230 EG 4 Assembly screws
<p>Membrane Lid Detail</p>

EG1030 Dimensions=100x54x30
 EG1040 Dimensions=100x54x40
 EG1230 Dimensions=125x67x31
 EG1240 Dimensions=125x67x41
 EG1250 Dimensions=125x67x51

Options:
 F= Membrane Lid Version



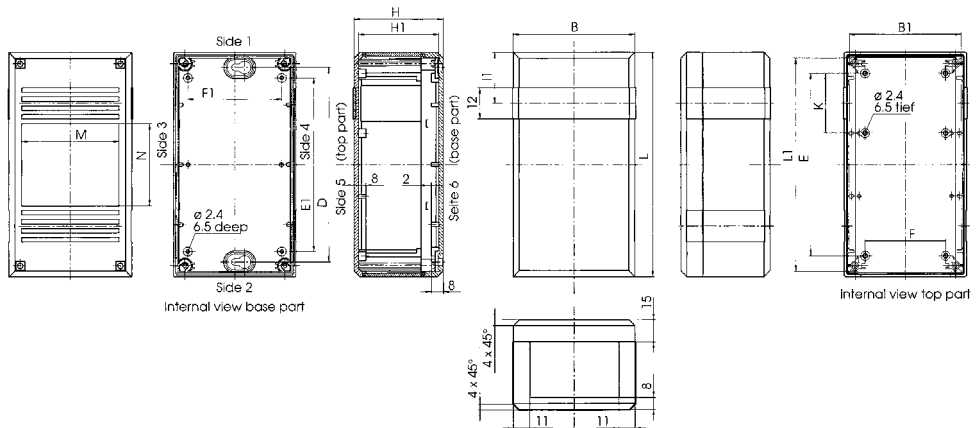
Type	L	L1	B	B1	H	H1	E	E1	F	F1	D	K	I1	I2	M	N
EG 1030	100	95	54	49	30	25	66	66	39	39	-	-	27	17	37	24
EG 1040	100	95	54	49	40	35	66	66	39	39	-	-	27	17	37	24
EG 1230	125	117.8	67	59.8	30	24	97	86	39	48	105	30	29	21	50	40
EG 1240	125	117.8	67	59.8	40	44	97	86	39	48	105	30	29	21	50	40
EG 1250	125	117.8	67	59.8	50	44	97	86	39	48	105	30	29	21	50	40

EG 1530/1545/1560/2030/2050/2070

<p>Standard Features</p> <ul style="list-style-type: none"> • Assembly Hardware
<p>Accessories</p> <ul style="list-style-type: none"> • MP 15 EG Mounting plate for EG 1530-1560 • MP 20 EG Mounting plate for EG 2030-2070
<p>Membrane Lid Detail</p>

EG 1530 Dimensions=150x82x30
 EG 1545 Dimensions=150x82x46
 EG 1560 Dimensions=150x82x61
 EG 2030 Dimensions=200x112x31
 EG 2050 Dimensions=200x112x51
 EG 2070 Dimensions=200x112x71

Options:
 F= Membrane Lid Version



Type	L	L1	B	B1	H	H1	E	E1	F	F1	D	K	I1	I2	M	N
EG 1530	150	142.8	82	74.8	30	24	122	116	54	63	130	40	34	21	65	55
EG 1545	150	142.8	82	74.8	45	39	122	116	54	63	130	40	34	21	65	55
EG 1560	150	142.8	82	74.8	60	54	122	116	54	63	130	40	34	21	65	55
EG 2030	200	192.8	112	104.8	30	24	172	163.7	84	88.9	180	44	36	25	95	97.4
EG 2050	200	192.8	112	104.8	50	44	172	163.7	84	88.9	180	44	36	25	95	97.4
EG 2070	200	192.8	112	104.8	70	64	172	163.7	84	88.9	180	44	36	25	95	97.4

*7 mm above centre point facing upwards for Euro card 100 x 160